

SIXTH SENSE 
BY ILLUMAGEAR™

USER GUIDE

PERSONAL VOLTAGE, CURRENT & FALL DETECTION
ACTIVE SAFETY FOR YOUR TEAM



Introduction

Sixth Sense by ILLUMAGEAR is a personal voltage, current and fall detector. It is designed to fit on any hard hat via the hard hat clip or integrated with our flagship product, HALO SL, via the included port. This device alerts users when they approach an electrified source via an onboard sensor that detects electromagnetic fields. It provides an extra level of safety for personnel trained in the use and application while working on or near high voltage systems.

Included Items



Sixth Sense



Hard Hat Clip



Halo SL Port



Wall Plug



Charger Cable



2mm Hex Key

How to Wear Sixth Sense


On Hard Hat

Sixth Sense can be worn on the underside brim of a hard hat, with the included hard hat clip, directly in front of the user's face. Make sure the unit is within the user's field of peripheral vision to maximize the visibility and effectiveness of voltage and current alerts.



With Halo SL

Sixth Sense can also be integrated into Halo SL, combining both solutions. Halo SL is a 360 degree personal safety and task light designed to fit on any standard hard hat. Please visit illumagear.com to learn more.




Sixth Sense's Visible and Audible Alerts

When used properly, Sixth Sense can provide a critical warning to those working in dangerous electrical environments, possibly preventing serious injury or even death. Sixth Sense's visible and audible alerts provide the user an early warning of the presence of a high voltage source, which allows the user to take the precautions necessary to avoid contact with dangerous energized equipment. If no high voltage source is being detected Sixth Sense is silent. As the user first enters an electromagnetic field, Sixth Sense will beep slowly and show a yellow alert. If the user continues to approach the high voltage source, Sixth Sense will beep faster, continuing to flash yellow, until it shows a red alert and sounds a full alarm.


On Device Visible Alerts



Single Green Blip: Device is On



Green Flash: Self Test




Yellow: First Alert (Voltage)



Red: Full Alarm (Voltage)



Light Blue: First Alert (Current)



Dark Blue: Full Alarm (Current)



**Voltage and Current
First Alert Detected**



**Voltage and Current
Full Alarm Detected**



Single Red Blip: Low Power

Operating Instructions

Power on



Press Sixth Sense button. 4 white LEDs will turn on and a start up chime will play. 1-4 white lights will flash to indicate current battery life.

Silent Mode/Loud Mode



When Sixth Sense is on press button one time to enter silent mode. Press again to return Sixth Sense to loud mode.

Change Sensitivities



With Sixth Sense off, press and hold the button and keep holding the button after the power on cycle begins. You will then see 1-4 red LEDs indicating the voltage sensitivity setting. Press the button to cycle through the red LEDs to select the voltage sensitivity with 1 indicating least sensitive and 4 indicating most sensitive. Long press the button to save your selected voltage sensitivity. You'll now see 1-4 blue LEDs for current sensitivity. Follow the same steps to select and save current sensitivity.

AutoSense On/Off



With Sixth Sense on, press and hold the button and keep holding the button after the power off cycle begins. 2 center yellow LEDs will begin to flash. AutoSense is off if 1 red LED is flashing. AutoSense is on if 1 green LED is flashing. You can cycle between on and off by a short press of the button. To save the desired setting long press the button. The unit will power off. Power back on to use the device.

Power off



Hold down the Sixth Sense button. The power down chime will play and 4 white LEDs will fade to off.

Charge



Place USB cable into Sixth Sense charging port. Yellow LEDs will flash across the display to indicate device is charging. When fully charged 1 single green LED will blink.

Self Test



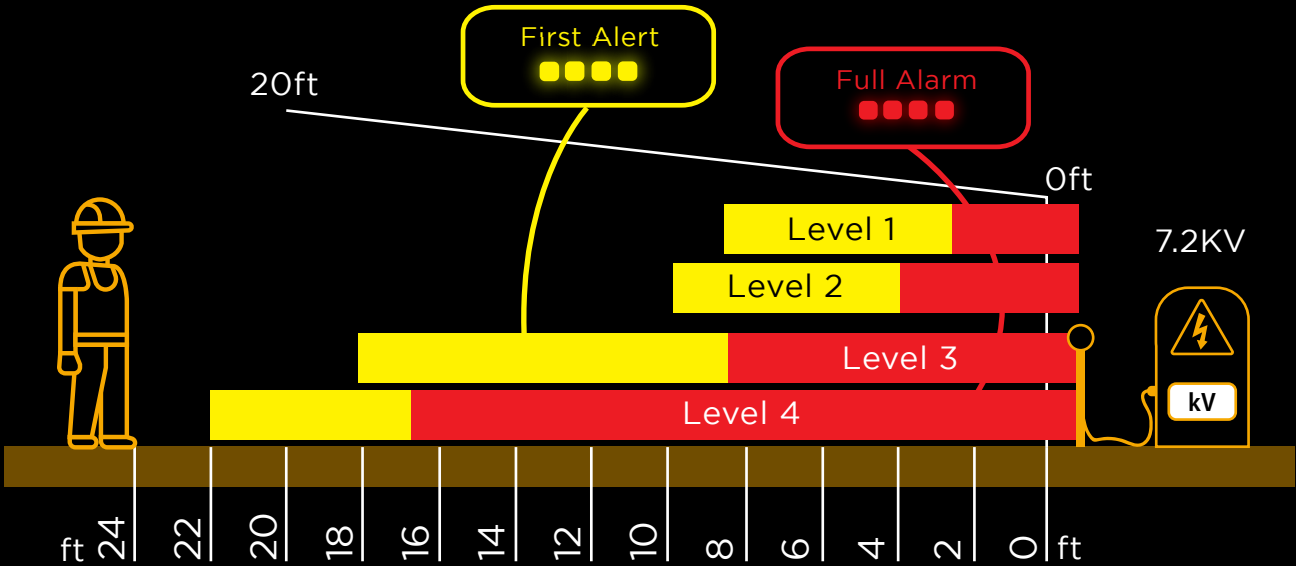
Every 10 minutes Sixth Sense will perform a self test. During each self test 4 green LEDs will quickly flash once.

Low Power

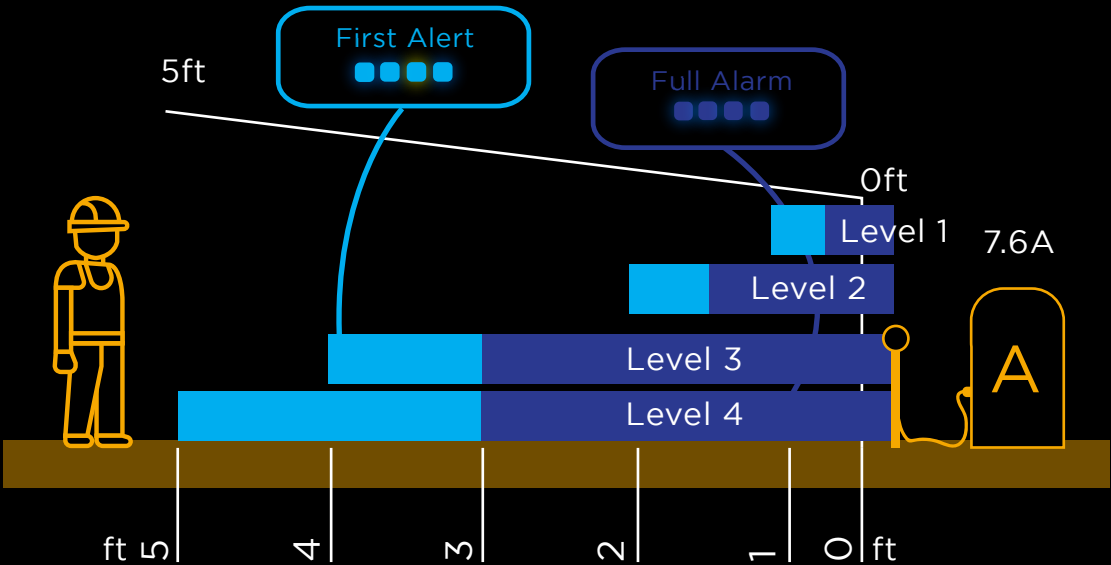


When Sixth Sense is running low on power the device will flash 1 red LED every 5 seconds instead of the green LED flash. When Sixth Sense is completely out of power the device will flash all 4 red LEDs ten times and power off.

Voltage Alert Distance



Current Alert Distance



AutoSense Mode

AutoSense is designed for environments in which electromagnetic fields are common and known to exist. AutoSense is capable of detecting these common fields and will respond by pausing its alerts after the initial alert, as long as the user is not moving closer to a high voltage source. If the user does move closer to a detected source of dangerous high voltage, Sixth Sense's alerts will resume.

- After 3 seconds in a constant field, AutoSense adjusts by automatically pausing Sixth Sense's alerts.
- Once AutoSense has recognized a constant field and paused alerts 2 middle LEDs will periodically flash yellow, but the user should remain aware that a potentially dangerous field strong enough to trigger an alert is nearby.



**AutoSense Mode: 2 LEDs Flash Yellow
When in Electromagnetic Field**

Safety Comments

- Sixth Sense should be used by trained and qualified employees.
 - Always use ALL proper protocols, including wearing proper protective equipment, when working near high voltage equipment or conductors.
 - Extreme humidity may decrease voltage and current detection ranges.
 - Do not rely on Sixth Sense as your sole source of high voltage detection.
 - Never contact high voltage with Sixth Sense.
 - Always use proper high voltage protocols for testing and grounding.
 - The orientation of Sixth Sense can have a noticeable effect on its sensitivity to electrical fields. The human body is a good electrical conductor, and thus it sometimes distorts or blocks fields. Properly grounded equipment can still appear to be live when it is in close proximity to energized conductors.
 - Before use always verify that Sixth Sense is on and working properly.
-

Limited Warranty and Limited Liability

1. EXCEPT AS PROVIDED IN PARAGRAPH 2, BELOW, ILLUMAGEAR WARRANTS TO THE PURCHASER OF THE PRODUCTS ("BUYER") THAT ALL ILLUMAGEAR EQUIPMENT AND PRODUCTS (COLLECTIVELY "PRODUCTS") SHIPPED BY ILLUMAGEAR TO BUYER, ITS SUBSIDIARIES, AFFILIATES, DIVISIONS, AGENCIES, AGENTS, OR REPRESENTATIVES (COLLECTIVELY "WARRANTEES"), AND ALL GOODS USED OR EMBODIED IN SUCH PRODUCTS: (A) FOR A PERIOD OF TWELVE (12) MONTHS FROM THE DATE OF DELIVERY TO THE BUYER (THE "WARRANTY PERIOD"), SHALL BE FREE FROM DEFECTS IN OPERATION, WORKMANSHIP AND MATERIALS, SHALL CONFORM IN ALL RESPECTS WITH ALL LABELING, PRODUCT INSERT SHEETS AND PRODUCT SPECIFICATIONS, AND SHALL BE MERCHANTABLE. (B) AS OF THE DATE OF SHIPMENT, SHALL BE TRANSFERRED WITH GOOD AND MARKETABLE TITLE, FREE AND CLEAR OF ANY LIENS OR ENCUMBRANCES.

2. ILLUMAGEAR WARRANTS TO BUYER THAT ANY AND ALL BATTERIES ACCOMPANYING THE PRODUCTS (COLLECTIVELY, "BATTERY"), SHALL FOR A PERIOD OF NINETY (90) DAYS ("BATTERY WARRANTY PERIOD"), BE FREE FROM DEFECTS IN OPERATION, WORKMANSHIP AND MATERIALS, SHALL CONFORM IN ALL RESPECTS WITH ALL LABELING AND INSERT SHEETS, AND SHALL BE MERCHANTABLE.

3. DURING THE WARRANTY PERIOD OR BATTERY WARRANTY PERIOD, AS APPLICABLE, ILLUMAGEAR SHALL PROMPTLY FIX OR REPLACE, AT NO COST TO BUYER, ANY PRODUCT OR BATTERY THAT IS DEFECTIVE. THE DECISION WHETHER TO FIX OR REPLACE THE PRODUCT OR BATTERY SHALL BE AT THE SOLE DISCRETION OF ILLUMAGEAR. ILLUMAGEAR SHALL PAY ALL TAXES, TRANSPORTATION AND OTHER COSTS AND EXPENSES INCURRED BY BUYER IN THE REPLACEMENT OF ANY DEFECTIVE PRODUCT OR BATTERY.

4. THE WARRANTIES CONTAINED IN PARAGRAPHS 1 AND 2 HEREOF SHALL BE CONTINGENT UPON PROPER USE AND STORAGE OF THE PRODUCTS AND BATTERY. ANY MISUSE OF THE PRODUCTS OR BATTERY, ANY ALTERATIONS OR MODIFICATIONS TO THE PRODUCTS OR BATTERY, OR DAMAGE CAUSED BY THE NEGLIGENCE OR WRONGFUL CONDUCT OF WARRANTEES OR THOSE INDIVIDUALS USING THE PRODUCTS OR BATTERY UNDER THE SUPERVISION OR WITH THE PERMISSION OF WARRANTEES, SHALL CAUSE THE WARRANTIES IN PARAGRAPHS 1 AND 2 TO BE NULL AND VOID.

5. THE WARRANTIES CONTAINED IN PARAGRAPHS 1 AND 2 HEREOF SHALL BE CONTINGENT UPON WARRANTEES' USE OF ILLUMAGEAR-MANUFACTURED OR ILLUMAGEAR-CERTIFIED PARTS. IF ANY WARRANTEE USES, SUPPLEMENTS, OR OTHERWISE MODIFIES THE PRODUCTS OR BATTERY WITH ANY PART THAT IS NOT AN ILLUMAGEAR-MANUFACTURED OR ILLUMAGEAR-CERTIFIED PART, THIS WARRANTY SHALL BE NULL AND VOID.

6. EXCEPT AS EXPRESSLY PROVIDED IN PARAGRAPHS 1 AND 2 OF THIS AGREEMENT, ILLUMAGEAR DISCLAIMS ALL OTHER WARRANTIES, WHETHER EXPRESS OR IMPLIED, ORAL OR WRITTEN, WITH RESPECT TO ALL PRODUCTS AND SERVICES PROVIDED BY ILLUMAGEAR, ITS AFFILIATES, DISTRIBUTORS, RETAILERS, AND SELLERS, INCLUDING WITHOUT LIMITATION ALL IMPLIED WARRANTIES OF MERCHANTABILITY OR FITNESS FOR ANY PARTICULAR PURPOSE FOR ANY TIME LIMIT OR SCOPE NOT EXPRESSLY OFFERED BY ILLUMAGEAR IN SECTIONS 1 OR 2. ILLUMAGEAR DOES NOT WARRANT THAT THE PRODUCTS ARE ERROR-FREE OR WILL ACCOMPLISH ANY PARTICULAR RESULT. ILLUMAGEAR AND BUYER AGREE AND UNDERSTAND THAT THE WARRANTY DISCLAIMERS CONTAINED HEREIN ARE A SPECIFIC PART OF THE BARGAINED-FOR EXCHANGE, THE PURCHASE OF THE PRODUCT(S), AND THE NEGOTIATION OF THIS AGREEMENT. NO ORAL OR WRITTEN ADVICE PROVIDED BY ILLUMAGEAR TO WARRANTEE SHALL CREATE A WARRANTY OF ANY SORT BY ILLUMAGEAR. ILLUMAGEAR SHALL NOT BE LIABLE FOR ANY DAMAGES, INCLUDING BUT NOT LIMITED TO, DIRECT, INDIRECT, INCIDENTAL OR CONSEQUENTIAL DAMAGES, LOSS OF USE OR DATA, LOSS OF PROFITS OR INTERRUPTION OF BUSINESS, WHETHER SUCH ALLEGED DAMAGES ARE BASED IN WARRANTY, TORT (INCLUDING WITHOUT LIMITATION, NEGLIGENCE AND STRICT LIABILITY), CONTRACT, OR INDEMNITY IN ANY ACTION BROUGHT BY THE BUYER OR ANY THIRD PARTY. TO THE EXTENT LIABILITY IS ASSESSED UNDER STATE LAW, ILLUMAGEAR'S LIABILITY SHALL NOT EXCEED THE ACTUAL CASH VALUE OF THE PRODUCTS AT THE TIME OF PURCHASE.