

HALO[™] IS

Intrinsically Safe Personal Lighting System

ILLUMAGEAR[®] 


USER GUIDE

SEE AND BE SEEN

ACTIVE SAFETY FOR YOUR TEAM



Overview



Task Mode Button

Halo Mode Button

2mm Torx Bolt

Battery Door

Tension Clips

SETUP

What you need to set up the Halo IS for use:

- **Halo IS**
- **Halo IS rechargeable battery**
- **2mm torx key**
- **Hard hat**

Installing the Battery

Halo IS uses a rechargeable Lithium-Ion battery to power it. To install the battery:

Locate the battery cover and open the door by using the included 2mm torx key to loosen the bolt. The battery door cover will pop open. Insert the rechargeable battery. The door will only close when the battery is installed in the correct orientation. Close the battery door lid and fasten the 2mm torx bolt with the included key.



Avoid changing the battery when water, dirt, dust, or other material could get inside the battery compartment.

Installing Halo IS on a Hard Hat

Halo IS is designed to fit on most standard hard hats, both cap style and full brim. To install Halo IS, follow these steps:

Place Halo IS over the hard hat with the Mode Button facing up and centered at the front of the hard hat.


Press Halo IS down using two hands until it is low and even, just above the brim of the hard hat. For best practice we recommend sliding the rear of Halo SL down first then front and repeating until Halo IS is low and even on the brim. Halo IS works with most hard hats sold in the market today.



USING HALO IS

Always inspect Halo IS for proper functioning prior to use.

To switch between light modes, press either the Halo mode or the Task mode button. To turn off Halo SL, press and hold Halo mode button for 2 seconds. Removing the battery will also turn Halo.



Charging the Battery

It is recommended that a rechargeable battery be fully charged before each use of Halo IS to ensure the longest life. Halo IS includes a 2-cell charger and onboard charging port allowing two options for charging the battery. Be sure to only use the ILLUMAGEAR certified rechargeable battery.



LIGHT MODES

Halo IS has 8 distinct light modes. 4 Halo light mode settings and 4 task mode settings. Each setting can be selected by repeatedly pressing either the Halo mode or Task mode buttons. These modes are:

Halo Dim

Halo Medium

Halo High

Halo Hi-Alert

Task Low

Task High

Spot

Spot and Task

Press either the Mode or Spot button to cycle between modes.

When the device is turned off, the mode will reset to Halo dim.

Battery Gauge

The 5 green indicator lights next to the buttons on Halo IS are a battery gauge. The lights will illuminate for the 5 seconds when Halo IS is first turned on. Each of the lights represents 20% capacity remaining in the battery.

Battery Life

Battery life will vary depending on the light modes used. Assuming a new, fully charged 3400mAh battery, single mode run times will be approximately:

Halo Dim - 52 hrs

Halo Medium - 21 hrs

Halo High - 9.8 hrs

Task Low w/ Halo High - 8.4 hrs


Task High w/ Halo High - 4.9 hrs

Spot w/ Halo High - 4.2 hrs

Spot & Task High w/ Halo High - 3.5 hrs

Low Battery

The battery will begin to signal low with about 10% power remaining. The Halo IS lights will flash 3 times to indicate a low battery and then the Light Mode will be set to Dim for the remainder of the battery life. Thereafter the lights will flash 3 times every 3 minutes to remind the wearer that the battery is low. Light Modes will reset when the battery is swapped out or recharged



Replacing a Tension Clip

Should a Tension Clip need to be replaced, follow these simple steps:

Use the thumb of one hand to push the top of the clip down while using a finger of the other hand to push the lower, inside part of the clip away from the Halo housing.

Alternatively, you can use a small flathead screwdriver to release the lower, inside part of the clip.

Once the clip is loose, push it up from the bottom and out of the clip slot.

Slide a new clip in the top of the clip slot and push it straight down until it clicks into place and is held tightly.

For additional guidance or support please visit www.illumagear.com/support. Replacement Clips are available for purchase at www.illumagear.com or from an authorized distributor.

Plug-in Port Cover

Halo IS is designed to allow upgrades to the system firmware and allows for external power access (via ILLUMAGEAR approved system partners) from the plug-in access port. At ILLUMAGEAR we are dedicated to getting you home safely. For more information about joining our connected and protected partners please email info@illumagear.com.

Cleaning

Wipe the Halo IS with a dry or damp cloth to clean.

Accessories

The following extra and replacement parts and accessories are available for the ILLUMAGEAR Halo IS and may be purchased separately:

- **Rechargeable Li-Ion Battery**
- **Battery Charger**
- **Replacement Tension Clips**

These accessories are available for purchase at www.illumagear.com or from an authorized ILLUMAGEAR sales representative.

Safety and Handling

Failure to follow these safety and handling instructions could result in fire, electric shock, damage to Halo IS, injury to you or other persons or property, up to and including death. Read all safety information and WARNINGS before using Halo IS.

Handling

Halo IS should be handled with care. It has plastic parts, LEDs, and sensitive electronic components inside. Halo IS is not intended for use by anyone under 18 years of age. Halo IS can be damaged if dropped, crushed, thrown, punctured, burned, submerged in liquid, or if it comes in contact with corrosive materials. Never use a damaged Halo Light such as with a cracked lens cover as it may not function properly and may cause injury.

Do not apply excessive force to the halo, the tension clips, the battery cover, or the Halo or Task Mode Buttons, as this could cause damage to the product. Check for dirt or other obstructions that may be causing the problem.

Do not use an adhesive or other foreign substance to alter or repair the Halo.

Proper Placement and Attachment

Always ensure that Halo IS is only used on a hard hat that is certified by your country's national safety standards institute, and that it is tightly affixed to the hard hat using the tension clips. If Halo IS seems loose, immediately re-install the product on the hard hat. If the hard hat is dropped, knocked, or otherwise concussed, immediately check the tension clips to ensure Halo IS is tightly affixed to the hard hat. Do not place Halo IS around your neck.

Do not use any adhesive or other foreign substance to affix Halo IS to a hard hat.

Battery

The lithium-ion battery should only be replaced with another certified ILLUMAGEAR rechargeable battery. The battery should be recycled or disposed of pursuant to local laws and regulations. Never incinerate the battery pack or internal battery.

Battery life can vary depending on the age of battery, the ambient temperature, and the light mode used. At very cold temperatures, performance and battery life may be diminished (see "Operating Temperature").

Charging

Charge the rechargeable Li-Ion battery with only a certified ILLUMAGEAR Li-Ion charger.

It is recommended that the rechargeable battery be fully recharged after every use to ensure maximum power for next usage.

Operating Temperature

Halo IS is designed to operate most effectively where the temperature ranges between 10°C (32°F) and 50°C (122°F). Storing or operating the product outside of this temperature range may shorten the battery life. Storing or operating the product outside the temperature range of -20°C (-4°F) and 60°C (140°F) could damage the product.

Care & Cleaning

Ensure that Halo IS is clean and dry before each use. Before cleaning Halo IS, remove the battery. Halo IS can be wiped clean with a soft, dry or damp cloth. Do not use cleaning products or attempt to wash in a washing machine, dishwasher, or with a high-pressure hose or any other abrasive contact. Abrasive materials may scratch Halo IS.

For additional information, please visit www.illumagear.com.

WARNING:

READ THIS DOCUMENT BEFORE USING THIS PRODUCT. IMPROPER USE OF THIS EQUIPMENT OR UNSAFE ACTIVITIES WHILE USING THE EQUIPMENT CAN CAUSE DAMAGE TO EQUIPMENT OR PROPERTY, SERIOUS PERSONAL INJURY, OR DEATH.

ILLUMAGEAR expressly disclaims any and all liability as to any results obtained or arising from any use of the product or reliance on such information. Use of this product is at your own risk. It is your responsibility to make sure that your activities comply with applicable laws and are conducted in a safe and reasonable manner at all times. The information provided herein relates only to the specific product designated and may not be applicable when such product is used improperly or in combination with other products.

Repair

Do not open or try to repair or modify Halo IS or any included battery yourself. Disassembling any part of Halo IS could result in damage to the product or injury or death to the user or others, or void the warranty.

Proper Gear and Lighting

Do not rely on Halo IS as the only means of personal illumination. Always abide by all safety instructions and guidelines and always wear and use all recommended safety and illumination gear including, but not limited to, retroreflective clothing and area lighting.

HALO IS DOES NOT GUARANTEE YOUR SAFETY OR THE SAFETY OF OTHERS. ALWAYS PAY CLOSE ATTENTION TO YOUR SURROUNDINGS.

High-Consequence Activities

Halo IS is not intended for use where the failure of the product could lead to death, personal injury to you or others, or severe environmental damage.

Eye Strain or Damage

Do not stare at Halo IS while turned on. Prolonged viewing of Halo IS while turned on could result in eyestrain, temporary blindness, eye damage, headaches, or other maladies to both the user of the product and other people in close proximity. Interference with vision can result in permanent injury or death.

Medical Conditions

If you have any medical condition that you believe could be affected by Halo IS (for example, seizures, blackouts, eyestrain, or headaches), consult with your physician prior to using Halo IS.

LIMITATION OF LIABILITY. ILLUMAGEAR SHALL NOT BE LIABLE FOR ANY DIRECT, INDIRECT, INCIDENTAL, SPECIAL, CONSEQUENTIAL, PUNITIVE, OR EXEMPLARY DAMAGES, WHETHER BASED IN CONTRACT, TORT, PRODUCTS LIABILITY, STRICT OR STATUTORY LIABILITY, NEGLIGENCE OR OTHERWISE (EVEN IF ILLUMAGEAR HAS BEEN ADVISED OF THE POSSIBILITY OF SUCH DAMAGES) ARISING OUT OF USE, TESTING, OR PURCHASE OF THIS PRODUCT, INCLUDING, BUT NOT LIMITED TO, DAMAGES FOR ECONOMIC LOSS OF PROFITS OR SAVINGS; LOST WAGES; DAMAGES TO OR LOSS OF USE OF PROPERTY; BODILY INJURY; MEDICAL PAYMENTS; PAIN AND SUFFERING; AND LOSS OF CONSORTIUM. IN THE EVENT APPLICABLE LAW DOES NOT ALLOW THE EXCLUSION OF WARRANTIES STATED HEREIN OR THE LIMITATION OF LIABILITY STATED HEREIN, THEN YOU EXPRESSLY AGREE THAT IN NO EVENT WILL THE LIABILITY OF ILLUMAGEAR FOR ANY CLAIM OR DAMAGES HEREUNDER EXCEED THE PURCHASE PRICE PAID FOR THE PRODUCT IN CONTROVERSY.

Disposal and Recycling

Halo IS must be disposed of pursuant to local laws and regulations. Because the product contains electronic components and a Lithium-Ion battery, it may need to be disposed of separately from regular waste and recycling.

SUPPORT

TO CONTACT ILLUMAGEAR FOR PRODUCT SUPPORT, EMAIL SALES@ILLUMAGEAR.COM.

ILLUMAGEAR® LIMITED PRODUCT WARRANTY

EXCEPT AS PROVIDED IN PARAGRAPH 2, BELOW, ILLUMAGEAR WARRANTS TO THE PURCHASER OF THE PRODUCTS ("BUYER") THAT ALL ILLUMAGEAR EQUIPMENT AND PRODUCTS (COLLECTIVELY "PRODUCTS") SHIPPED BY ILLUMAGEAR TO BUYER, ITS SUBSIDIARIES, AFFILIATES, DIVISIONS, AGENCIES, AGENTS, OR REPRESENTATIVES (COLLECTIVELY "WARRANTEES"), AND ALL GOODS USED OR EMBODIED IN SUCH PRODUCTS:

A. FOR A PERIOD OF TWELVE (12) MONTHS FROM THE DATE OF DELIVERY TO THE BUYER (THE "WARRANTY PERIOD"), SHALL BE FREE FROM DEFECTS IN OPERATION, WORKMANSHIP AND MATERIALS, SHALL CONFORM IN ALL RESPECTS WITH ALL LABELING, PRODUCT INSERT SHEETS AND PRODUCT SPECIFICATIONS, AND SHALL BE MERCHANTABLE.

B. AS OF THE DATE OF SHIPMENT, SHALL BE TRANSFERRED WITH GOOD AND MARKETABLE TITLE, FREE AND CLEAR OF ANY LIENS OR ENCUMBRANCES.

ILLUMAGEAR WARRANTS TO BUYER THAT ANY AND ALL BATTERIES ACCOMPANYING THE PRODUCTS (COLLECTIVELY, "BATTERY"), SHALL FOR A PERIOD OF NINETY (90) DAYS ("BATTERY WARRANTY PERIOD"), BE FREE FROM DEFECTS IN OPERATION, WORKMANSHIP AND MATERIALS, SHALL CONFORM IN ALL RESPECTS WITH ALL LABELING AND INSERT SHEETS, AND SHALL BE MERCHANTABLE.

DURING THE WARRANTY PERIOD OR BATTERY WARRANTY PERIOD, AS APPLICABLE, ILLUMAGEAR SHALL PROMPTLY FIX OR REPLACE, AT NO COST TO BUYER, ANY PRODUCT OR BATTERY THAT IS DEFECTIVE. THE DECISION WHETHER TO FIX OR REPLACE THE PRODUCT OR BATTERY SHALL BE AT THE SOLE DISCRETION OF ILLUMAGEAR. ILLUMAGEAR SHALL PAY ALL TAXES, TRANSPORTATION AND OTHER COSTS AND EXPENSES INCURRED BY BUYER IN THE REPLACEMENT OF ANY DEFECTIVE PRODUCT OR BATTERY.

THE WARRANTIES CONTAINED IN PARAGRAPHS 1 AND 2 HEREOF SHALL BE CONTINGENT UPON PROPER USE AND STORAGE OF THE PRODUCTS AND BATTERY. ANY MISUSE OF THE PRODUCTS OR BATTERY, ANY ALTERATIONS OR MODIFICATIONS TO THE PRODUCTS OR BATTERY, OR DAMAGE CAUSED BY THE NEGLIGENCE OR WRONGFUL CONDUCT OF WARRANTEES OR THOSE INDIVIDUALS USING THE PRODUCTS OR BATTERY UNDER THE SUPERVISION OR WITH THE PERMISSION OF WARRANTEES, SHALL CAUSE THE WARRANTIES IN PARAGRAPHS 1 AND 2 TO BE NULL AND VOID.

THE WARRANTIES CONTAINED IN PARAGRAPHS 1 AND 2 HEREOF SHALL BE CONTINGENT UPON WARRANTEES' USE OF ILLUMAGEAR-MANUFACTURED OR ILLUMAGEAR-CERTIFIED PARTS. IF ANY WARRANTEE USES, SUPPLEMENTS, OR OTHERWISE MODIFIES THE PRODUCTS OR BATTERY WITH ANY PART THAT IS NOT AN ILLUMAGEAR-MANUFACTURED OR ILLUMAGEAR-CERTIFIED PART, THIS WARRANTY SHALL BE NULL AND VOID.

EXCEPT AS EXPRESSLY PROVIDED IN PARAGRAPHS 1 AND 2 OF THIS AGREEMENT, ILLUMAGEAR DISCLAIMS ALL OTHER WARRANTIES, WHETHER EXPRESS OR IMPLIED, ORAL OR WRITTEN, WITH RESPECT TO ALL PRODUCTS AND SERVICES PROVIDED BY ILLUMAGEAR, ITS AFFILIATES, DISTRIBUTORS, RETAILERS, AND SELLERS, INCLUDING WITHOUT LIMITATION ALL IMPLIED WARRANTIES OF MERCHANTABILITY OR FITNESS FOR ANY PARTICULAR PURPOSE FOR ANY TIME LIMIT OR SCOPE NOT EXPRESSLY OFFERED BY ILLUMAGEAR IN SECTIONS 1 OR 2. ILLUMAGEAR DOES NOT WARRANT THAT THE PRODUCTS ARE ERROR-FREE OR WILL ACCOMPLISH ANY PARTICULAR RESULT. ILLUMAGEAR AND BUYER AGREE AND UNDERSTAND THAT THE WARRANTY DISCLAIMERS CONTAINED HEREIN ARE A SPECIFIC PART OF THE BARGAINED-FOR EXCHANGE, THE PURCHASE OF THE PRODUCT(S), AND THE NEGOTIATION OF THIS AGREEMENT. NO ORAL OR WRITTEN ADVICE PROVIDED BY ILLUMAGEAR TO WARRANTEE SHALL CREATE A WARRANTY OF ANY SORT BY ILLUMAGEAR. ILLUMAGEAR SHALL NOT BE LIABLE FOR ANY DAMAGES, INCLUDING BUT NOT LIMITED TO, DIRECT, INDIRECT, INCIDENTAL OR CONSEQUENTIAL DAMAGES, LOSS OF USE OR DATA, LOSS OF PROFITS OR INTERRUPTION OF BUSINESS, WHETHER SUCH ALLEGED DAMAGES ARE BASED IN WARRANTY, TORT (INCLUDING WITHOUT LIMITATION, NEGLIGENCE AND STRICT LIABILITY), CONTRACT, OR INDEMNITY IN ANY ACTION BROUGHT BY THE BUYER OR ANY THIRD PARTY. TO THE EXTENT LIABILITY IS ASSESSED UNDER STATE LAW, ILLUMAGEAR'S LIABILITY SHALL NOT EXCEED THE ACTUAL CASH VALUE OF THE PRODUCTS AT THE TIME OF PURCHASE.